

ROUNDING For Guarantee, Liability and Premium Calculations

Note 1: Round to nearest whole pound or nearest tenth for other units of measure.

Note 2: Round to nearest tenth for barrels or tons and nearest whole number for other units of measure.

Note 3: Round to nearest hundredth for Quota Tobacco and nearest tenth for all other crops.

Note 4: Round to nearest whole pound or bushel.

Note 5: Round to nearest tenth.

Note 6: Round to nearest whole number.

Note 7: Round to nearest whole dollar.

Note 8: Round to nearest thousandth.

Note 9: Round to nearest dollar and cents.

Note 10: Round to 8 decimal places.

Note 11: Round to hundredth.

Note 12: Round to 8 decimal places, including each interim step.

SUBSIDY/FACTOR CALCULATION

Subsidy Factor for all plan codes except GRP (12) and GRIP (73).

Subsidy Factor = Subsidy factor for coverage level (field 31) from Subsidy Table.

Coverage Level*	CAT	.5000	.5500	.6000	.6500	.7000	.7500	.8000	.8500
Subsidy Factor	1.000	.670	.640	.640	.590	.590	.550	.480	.380

*If CE Option is elected, then CEO Coverage Level (field 72) unless Prevented Planting acreage which uses MPCCI subsidy.

GRP & GRIP:

Subsidy Factor = Subsidy Factor for Coverage Level (field 31) from Subsidy Table.

Coverage Level	CAT	.7000	.7500	.8000	.8500	.9000
Subsidy Factor	1.000	.640	.640	.590	.590	.550

Type 11 - APH Guarantee/Liability/Premium Calculations
Edit Description

APH Crops
Insurance Plan Code 90, 30

Alfalfa Seed (0107)	Almonds (0028)	Avocados – FL (0019)	Barley (0091)
Canola (0015)	Corn (0041)	Cotton (0021)	ELS Cotton (0022)
Crambe (0068)	Cranberries (0058)	Dry Beans (0047)	Dry Peas (0067)
Flax (0031)	Forage Prod (0033)	Grain Sorghum (0051)	Millet (0017)
Mint (0074)	Mustard (0069)	Oats (0016)	Peaches (0034)**
Peanut (0075)	Popcorn (0043)	Potatoes (0084)	Rice (0018)
Rye (0094)	Safflowers (0049)	Soybeans (0081)	Sugar Beets (0039)
Sugarcane (0038)	Sunflowers (0078)	Sweet Corn (C&F) (0042)	Sweet Potatoes (0085)
Tobacco (0229)	Tobacco (0230)	Tobacco (0232)	Tobacco (0233)
Tobacco (0234)	Tobacco (0235)	Tobacco (0236)	Tomatoes –Fr Mkt (0086)
Tomatoes (0087)	Wheat (0011)		

**All counties in Georgia & South Carolina

***See Informational Memorandum R&D 99-036 for applicable states, plans of insurance & crop year for Coverage Enhancement Option (CEO).

Note A: If Prevented Planting the CEO Coverage Level and CEO PPT do not apply.

GUARANTEE PER ACRE

Guarantee Per Acre = (Yield * Coverage Level or CEO Coverage Level , if elected)
 (Field 32) (Field 28) (Field 31) or (Field 72)
 (Note 1) (Note 2)

If Late Planting applies, then

Guarantee Per Acre = (Yield * Coverage Level or CEO Coverage Level , if elected) * Guarantee Reduction Factor
 (Field 32) (Field 28) (Field 31) Or (Field 72) (Field 33)
 (Note 1) (Note 2)

If Prevented Planting applies, then

Guarantee Per Acre = (Yield * MPC Coverage Level) * Guarantee Reduction Factor
 (Field 32) (Field 28) (Field 31) (Field 33)
 (Note 1) (Note 2)

TOTAL GUARANTEE

Total Guarantee = Guarantee Per Acre * Reported Acres
 (Field 35) (Field 32) (Field 34)
 (Note 2) (Note 1) (Note 3)

Type 11 - APH Guarantee/Liability/Premium Calculations
Edit Description

LIABILITY

Liability = Total Guarantee * Price Election Amount * Insured Share
 (Field 39) (Field 35) (Field 36) (Field 38)
 (Note 7) (Note 2)

PREMIUM LIABILITY

Premium Guarantee Per Acre = Yield * Coverage Level or CEO Coverage Level (if elected, unless prevented planting)
 (Field 28) (Field 31) (Field 72)
 (Note 1) (Note 2)

Premium Guarantee = Premium Guarantee Per Acre * Reported Acres
 (Field 34)
 (Note 2) (Note 1) (Note 3)

Premium Liability = Premium Guarantee * Price Election Amount * Insured Share
 (Note 7) (Note 2) (Field 36) (Field 38)

MPCI portion:

Premium Guarantee = Premium Guarantee Per Acre * Reported Acres
 (Field 34)
 (Note 2) (Note 1) (Note 3)

Premium Liability = Premium Guarantee * Price Election Amount * Insured Share
 (Note 7) (Note 2) (Field 36) (Field 38)

Type 11 - APH Guarantee/Liability/Premium Calculations
Edit Description

CONTINUOUS RATE CALCULATION

Current Year's Yield Ratio = Rate Yield/Current Year Reference Yield
(Field 78)
(Note 11) (Note 2)

Current Year's Continuous Rating Base Rate = (Current Year Yield Ratio ** Current Year Exponent) *
(Note 12) (Note 11)
Current Year Reference Rate + Current Year Fixed Rate Load

Yield Span Base Rate = Yield Span Base Rate * 1.20
(Note 12)

Prior Year's Yield Ratio = Rate Yield / Prior Year Reference Yield
(Field 78)
(Note 11) (Note 2)

Prior Year's Continuous Rating Base Rate = (((Prior Year Yield Ratio ** Prior Year Exponent) *
(Note 12) (Note 11)
Prior Year Reference Rate + Prior Year Fixed Rate Load) * 1.20

Preliminary Base Rate = lower of Current Year's Continuous Rating Base Rate,
(Field 43) (Note 10) (Note 10)
Yield Span Base Rate , OR Prior Year's Continuous Rating Base Rate
(Note 10) (Note 10)

Adjusted Base Rate=
(Note 12)
Greater of: (Preliminary Base Rate + Additional Coverage Rate) * Multiplicative Factor OR Designated Rate
(Field 43) (Note 10)

Base Premium Rate = Adjusted Base Rate * Coverage Level Rate Differential
(Field 42)
(Note 12) (Note 10)

Type 11 - APH Guarantee/Liability/Premium Calculations
Edit Description

TOTAL PREMIUM CALCULATION

Total Premium = Premium Liability * Base Premium Rate * Unit Factor(s) *
 (Field 55) (Field 42)
 (Note 7) (Note 7) (Note 10)

Optional Coverage Factor(s) * Experience Factor * (1.00 + Premium Rate Surcharge) * Organic Premium Factor
 (Field 48) (Field 49)

PRODUCER PREMIUM AND SUBSIDY CALCULATION

Subsidy = Total Premium * Subsidy Factor
 (Field 56) (Field 55) (Note 8)
 (Note 7) (Note 7)

Producer Premium = Total Premium - Subsidy
 (Field 61) (Field 55) (Field 56)
 (Note 7) (Note 7) (Note 7)

Note: See Note 12 of exhibit 11-11 page 1 - Round to 8 decimal places, including each interim step.

Note: Current Year's Yield Ratio and Prior Year's Yield Ratio Cap at 0.50 and Cap at 1.50

Note: Additional Coverage Rate default .000

Note: Multiplicative Factor default 1.000

Note: Base Premium Rate maximum value .999

Note: Designated Rate default 0.000

Note: Optional Coverage factor(s) if multiple factors, are valid

Note: Unit Factor(s) for enterprise the basic unit discount (ADM K) and enterprise unit discount (Unit Premium Adjustment factor ADM WC) will apply

Type 11 - APH Guarantee/Liability/Premium Calculations
Edit Description

Field Name	Field Number	Picture	Rounding	Description
Yield	28	9(08)V9(02)	Nearest tenth for barrels or tons, nearest whole number for other units of measure.	Yield reported.
Coverage Level	31	9(01)V9(04)	None	50, 55, 60, 65, 70, 75, 80 & 85
CEO Coverage Level	72	9(01)V9(04)	None	55, 60, 65, 70, 75, 80 & 85 if CEO selected
Guarantee Reduction Factor	33	V9(03)	None	Guarantee reduction factor. See Exhibit 11-1.
Guarantee Per Acre	32	9(08)V9(02)	Nearest whole pound or nearest tenth for other units of measure.	Guaranteed yield per acre with late or prevented planting reduction applied if applicable. This field is based on the CEO Coverage Level, if elected. See Note A.
Reported Acres	34	9(06)V9(02)	To hundredths for Tobacco, to tenths for all other crops.	Number of acres reported.
Total Guarantee	35	9(08)V9(02)	Nearest tenth for barrels or tons, nearest whole number for all other units of measure.	Total guaranteed yield for the current acreage line (Type 11) after any late or prevented planting reductions are taken. This field is based on the CEO Coverage Level, if elected. See Note A.
Price Election Amount	36	9(04)V9(04)	None	Price election submitted with percent election applied. If CEO is elected, must be 100% of MPC1 price.
Insured Share	38	9(01)V9(03)	None	Insured share reported.
Liability	39	9(10)	Nearest Whole Dollar	Dollar value of the insurance protection for the crop, taking into account the insured's elected coverage levels and share in the acreage, with any yield reductions, if applicable. This field is based on the CEO Coverage Level, if elected. See Note A.
Premium Guarantee Per Acre	Internal	9(08)V9(02)	Nearest whole pound or nearest tenth for other units of measure.	Guaranteed yield per acre without any late or prevented planting reductions. It is used as the basis for premium calculation. This field is based on the CEO Coverage Level, if elected. See Note A.

Type 11 - APH Guarantee/Liability/Premium Calculations

Edit Description

Field Name	Field Number	Picture	Rounding	Description
Premium Guarantee	Internal	9(08)V9(02)	Nearest tenth for barrels or tons, nearest whole number for all other units of measure.	Total guaranteed yield for the current acreage line (Type 11) without any late or prevented planting reductions. Used for the premium calculation. This field is based on the CEO Coverage Level, if elected. See Note A.
Premium Liability	Internal	9(10)	Nearest Whole Dollar	Dollar value of the insurance protection for the crop, taking into account the insured's elected coverage levels and share in the acreage without any yield reductions due to late or prevented planting. Used for the premium calculations. This field is based on CEO Coverage Level, if elected. See Note A.
Rate Yield	78	9(08)V9(02)	Nearest tenth for barrels or tons, nearest whole number for other units of measure.	Rate yield reported. This yield is used to determine the correct rate and may be the same as the approved yield. Must match rate yield on the record type 15.
Current Year Reference Yield	Internal	9(05)V9(02)	None	Reference yield from ADM 1C.
Current Year Yield Ratio	Internal	9(07)V9(02)	round to hundredth	Rate yield divided by the current year reference yield, CUP at 0.50 and CAP at 1.50.
Current Year Exponent	Internal	9(02)V9(03)	None	The power (exponent ADM 1C) that yield ratio is raised in calculation of current year's uncapped base premium rate.
Current Year Reference Rate	Internal	9(01)V9(03)	None	Reference rate from ADM 1C used in the calculation of current year's continuous rating base rate.
Current Year Fixed Rate Load	Internal	9(01)V9(03)	None	Fixed rate load from ADM 1C used in the calculation of current year's continuous rating base rate.
Current Year's Continuous Rating Base Rate	Internal	V9(08)	Round to 8 decimal places, including each interim step.	The result of current year's yield ratio, exponent, reference rate and fixed rate load.
Yield Span Base Rate	Internal	9(01)V9(03)	None	Prior year base premium rate from ADM 1C for Rate Yield, used to calculate capped yield span base rate.
Yield Span Base Rate (Capped)	Internal	V9(08)	Round to 8 decimal places, including each interim step.	Yield span base rate capped at 1.20. If the chosen county has no prior year yield and rate elements, this calculation will equal .999.

Type 11 - APH Guarantee/Liability/Premium Calculations
Edit Description

Field Name	Field Number	Picture	Rounding	Description
Prior Year Reference Yield	Internal	9(05)V9(02)	None	Prior year reference yield from ADM 1C.
Prior Year Yield Ratio	Internal	9(07)V9(02)	Round to hundredth.	Rate yield divided by the prior year reference yield, CUP at 0.50 and CAP at 1.50.
Prior Year Exponent	Internal	9(02)V9(03)	None	The power (exponent ADM 1C) that prior year yield ratio is raised in calculation of prior year's continuous rating base rate.
Prior Year Reference Rate	Internal	9(01)V9(03)	None	Prior year reference rate from ADM 1C used in the calculation of prior year's continuous rating base rate.
Prior Year Fixed Rate Load	Internal	9(01)V9(03)	None	Prior year fixed rate load from ADM 1C used in the calculation of prior year's continuous rating base rate.
Prior Year's Continuous Rating Base Rate	Internal	V9(08)	Round to 8 decimal places, including each interim step.	The result of prior year yield ratio, exponent, reference rate, and fixed rate load.
Preliminary Base Rate	43	V9(08)	Round to 8 decimal places.	The lower of current year's continuous rating base rate, yield span base rate, or prior year's continuous rating base rate.
Additional Coverage Rate	Internal	9(01)V9(03)	None	If Common Option Codes (field 46) is equal to `WA or WB, the endorsement rate from ADM K. If map area (high risk) is not equal to spaces, the high risk rate from ADM F if rate method equal to "A". Add endorsement rate and high risk rate if applicable. Otherwise default is 0.000.
Multiplicative Factor	Internal	9(02)V9(03)	None	If the map area (high risk) is not equal to spaces, the high risk rate from ADM F if rate method equal to "M". If equal to spaces the default is 1.000.
Designated Rate	Internal	9(01)V9(03)	None	If map area (high risk) is not equal to spaces, fixed rate from ADM F used in calculation of adjusted base rate if rate method equal to "F".
Adjusted Base Rate	Internal	V9(08)	Round to 8 decimal places, including each interim step.	Base Premium Rate that has been adjusted for additional coverage and/or high risk.
Coverage Level Rate Differential	Internal	9(01)V9(03)	None	Coverage level rate differential from ADM 2. Used in the calculation of base premium rate.

Type 11 - APH Guarantee/Liability/Premium Calculations
Edit Description

Field Name	Field Number	Picture	Rounding	Description
Base Premium Rate	42	V9(08)	Round to 8 decimal places, including each interim step.	The greater of ((preliminary base rate + additional coverage rate) * multiplicative factor) or designated rate.
Unit Factor(s)	Internal	9(01)V9(03)	None	The option factor from ADM K for OU and BU, ADM WC for EU. For enterprise the basic unit (BU) factor and enterprise unit (EU) factor (Unit Premium Adjustment Factor) will apply.
Optional Coverage Factor(s)	Internal	9(01)V9(03)	None	If Common Option Codes (Field 46) do not equal spaces, the Option Factor from ADM K. If Common Option Codes are spaces, the Option Coverage Factor(s) = 1.000.
Experience Factor	48	9(01)V9(02)	None	Experience Factor reported.
Premium Rate Surcharge	Internal	9(01)V9(02)	None	If the Premium Rate Surcharge Flag (Field 49) is Y, the Premium Rate Surcharge = 0.05. If the Premium Rate Surcharge Flag equals spaces, the Premium Rate Surcharge = 0.00.
Total Premium	55	9(10)	Whole Dollar	Unsubsidized premium. This field is based on CEO coverage level, if elected.
Subsidy Factor	Internal	V9(03)	None	Subsidy Factor determined using Exhibit 11-11, page 2.
Subsidy	56	9(10)	Whole Dollar	Amount of Total Premium that is subsidized.
Producer Premium	61	9(10)	Nearest Whole Dollar	Amount of premium charged to the producer (farmer). This field is based on CEO coverage level, if elected.

Type 11 - APH Guarantee/Liability/Premium Calculations
Edit Description

APH Crops
(Insurance Plan Codes 84, 86)

Apples (0054)	Blueberries (0012)	Cabbage (0072)	Citrus Fruit (AZ, CA, TX)
Dry Beans (0047)	Dry Peas (0067)	Figs (0060)	Forage Production (0033)
Grapes (0053)	Green Peas (0064)	Mac Nuts (0023)	
Onions (0013)	Peaches (0034)*	Pears (0089)	Plums (0090)
Potatoes (0084)	Processing Beans (0046)	Prunes (0036)	Stonefruit **
Table Grapes (0052)	Walnuts (0029)	Wild Rice (0055)	

* All Peaches except Georgia & South Carolina

** See Exhibit 11-2 for applicable crops and code.

***See Informational Memorandum R&D 99-036 for applicable states, plans of insurance & crop year for Coverage Enhancement Option (CEO).

Note A: If Prevented Planting, the CEO Coverage Level and CEO PPT do not apply.

GUARANTEE PER ACRE

Guarantee Per Acre = (Yield * Coverage Level or CEO Coverage Level, if elected) * Option Historical Packout Factor
(Note 1) (Note 1) (Field 31) or (Field 72) (1) (Field 76)

If Late Planting applies, then

Guarantee Per Acre = (Yield * Coverage Level or CEO Coverage Level, if elected) * Guarantee Reduction Factor
(Note 1) (Note 1) (Field 31) (Field 72) (Field 33)

If Prevented Planting applies, then

Guarantee Per Acre = (Yield * Coverage Level) * Guarantee Reduction Factor
(Note 1) (Note 1) (Field 31) (Field 33)

For Cabbage (except processing) and Potatoes (Certified Seed) with the 125% Acreage Limitation; then:

Guarantee Per Acre = (Yield * Coverage Level) * Yield Conversion Factor
(Field 32) (Field 28) (Field 31) (Field 41)
(Note 1) (Note 1) (Round to 3 decimals)

TOTAL GUARANTEE

Total Guarantee = Guarantee Per Acre * Reported Acres
(Note 2) (Note 1) (Note 3)

Type 11 - APH Guarantee/Liability/Premium Calculations
Edit Description

LIABILITY

Liability = Total Guarantee * Price Election Amount * Insured Share
(Note 7) (Note 2)

(1) This applies only to Apples (0054) with a rate class option code of QF or QP (field 76).

TOTAL PREMIUM

Premium Guarantee Per Acre = Yield * Coverage Level or CEO Coverage Level, if elected (except for Prevented
(Note 1) (Note 2) (Field 31) (Field 72) Planting acres)
* Option Historical Packout
Factor (Field 76)

Premium Guarantee = Premium Guarantee Per Acre * Reported Acres
(Note 2) (Note 1) (Note 3)

Premium Liability = Premium Guarantee * Price Election Amount * Insured Share
(Note 7) (Note 2) (Field 36)

Total Premium = Premium Liability * MPCl Base Premium Rate * Map Factor * Rate Class Option Factor *
(Note 7) (Note 7)

Option Factor * Unit Premium Adjustment Factor * Experience Factor * (1 + Premium Rate Surcharge) *
Organic Premium Factor

Note: If the Unit Option code contains an "EU" then a Basic Unit Discount is also applied

PRODUCER PREMIUM

Subsidy = Total Premium * Subsidy Factor
(Field 56) (Field 55) (Note 8)
(Note 7) (Note 7)

Producer Premium = Total Premium - Subsidy
(Field 61) (Field 55) (Field 56)
(Note 7) (Note 7) (Note 7)

Type 11 - APH Guarantee/Liability/Premium Calculations
Edit Description

Field Name	Field Number	Picture	Rounding	Description
Yield	28	9(08)V9(02)	Nearest tenth for barrels or tons, nearest whole number for other units of measure.	Yield reported.
Coverage Level	31	9(01)V9(04)	None	50, 55, 60, 65, 70, 75, 80 & 85
Guarantee Reduction Factor	33	V9(03)	None	Guarantee reduction factor. See Exhibit 11-1.
Guarantee Per Acre	32	9(08)V9(02)	Nearest whole pound or nearest tenth for other units of measure.	Guaranteed yield per acre with late or prevented planting reduction applied if applicable. This field is based on the CEO Coverage Level, if elected. See Note A.
Reported Acres	34	9(06)V9(02)	To hundredths for Tobacco, to tenths for all other crops.	Number of acres reported.
Total Guarantee	35	9(08)V9(02)	Nearest tenth for barrels or tons, nearest whole number for all other units of measure.	Total guaranteed yield for the current acreage line (Type 11) after any late or prevented planting reductions are taken. This field is based on the CEO Coverage Level, if elected. See Note A.
Price Election Amount	36	9(04)V9(04)	None	Price election submitted. If CEO is elected, must be 100% of MPC price.
Insured Share	38	9(01)V9(03)	None	Insured share reported.
Liability	39	9(10)	Nearest Whole Dollar	Dollar value of the insurance protection for the crop, taking into account the insured's elected coverage levels and share in the acreage, with or without any yield reductions, if applicable. This field is based on the CEO Coverage Level, if elected. See Note A.
Premium Guarantee Per Acre	Internal	9(06)V9(02)	Nearest whole pound or nearest tenth for other units of measure.	Guaranteed yield per acre without any late or prevented planting reductions. It is used as the basis for premium calculation. This field is based on the CEO Coverage Level, if elected. See Note A.
Premium Total Guarantee	Internal	9(08)V9(02)	Nearest tenth for barrels or tons, nearest whole number for all other units of measure.	Total guaranteed yield for the current acreage line (Type 11) without any late or prevented planting reductions. Used for the premium calculation. This field is based on the CEO Coverage Level, if elected. See Note A.

Type 11 - APH Guarantee/Liability/Premium Calculations
Edit Description

Field Name	Field Number	Picture	Rounding	Description
Premium Liability	Internal	9(09)	Nearest Whole Dollar	Dollar value of the insurance protection for the crop, taking into account the insured's elected coverage levels and share in the acreage without any yield reductions due to late or prevented planting. Used for the premium calculations. This field is based on CEO Coverage Level, if elected. See Note A.
Base Premium Rate	42	V9(08)	None	MPCI Base Premium Rate reported for the rate yield.
Map Factor	Internal	9(01)V9(03)	None	See Exhibit 11-3.
Unit Option Code	45	X(02)	None	
Rate Class Option Factor	47	X(20)	None	If the Option Code (Field 47) is not equal to spaces, the Rate Class Option Factor comes from ADMR Rate Class Option Record. If the Rate Class Option Code is equal to spaces, the Type/Practice Option Factor = 1.000.
Option Factor	Internal	9(01)V9(03)	None	This factor is the result of Unit Option code (field 45) and Common Option code (field 46) from ADM 0 record. If not applicable (spaces) factor equals 1.000.
Experience Factor	48	9(01)V9(03)	None	Experience Factor reported.
Premium Rate Surcharge	Internal	9(01)V9(02)	None	If the Premium Rate Surcharge Flag (Field 49) is Y, the Premium Rate Surcharge % = 0.05. If the Premium Rate Surcharge Flag equals spaces, the Premium Rate Surcharge = 0.00.
Total Premium	55	9(10)	Whole Dollar	Unsubsidized premium. This field is based on CEO coverage level, if elected. See Note A.
Subsidy Factor	Internal	V9(03)	None	Subsidy Factor determined using Exhibit 11-11, page 2.
Subsidy	56	9(10)	Whole Dollar	Amount of Total Premium that is subsidized.
Producer Premium	61	9(10)	Nearest Whole Dollar	Amount of premium charged to the producer (farmer). This field is based on CEO coverage level, if elected. See Note A.
Historical Packout Factor (apples only)	76	9(01)V((02)	None	Factor associated with quality option for apples to determine GPA.

Type 11 - Dollar Amount of Insurance Guarantee/Liability/Premium Calculations
 Edit Description

Dollar Amount of Insurance Crops
(Insurance Plan Code 50)

Florida Citrus: Citrus I (0245)	Citrus II (0246)	Citrus III (0247)	Citrus IV (0248)
Citrus V (0249)	Citrus VI (0250)	Citrus VII (0251)	
Citrus Trees (See Exhibit 11-2 for crop codes)	Forage Seeding (0032)		
Macadamia Trees (0024)	Peppers (0083)	Raisins (0037)*	Fresh Market Beans (0105)
Fresh Market Sweet Corn (0044)	Fresh Market Tomatoes (0086)		Winter Squash (0065)

**See Informational Memorandum R & D 99-036 for applicable states, plans of insurance & crop year.

DOLLAR AMOUNT OF INSURANCE

Dollar Amount of Insurance =
 Ref Max Amount * MPCJ Coverage Level * Price Election Factor
 (from ADM) (or CEO Cov. Level if elected) (Applicable for Florida Citrus Only)

TOTAL GUARANTEE

Total Guarantee = Dollar Amount of Insurance Per Acre * Reported Acres
 (Note 7) (Note 7) (Note 5)

LIABILITY

Liability = Total Guarantee * Insured Share
 (Note 7) (Note 7)

TOTAL PREMIUM

Total Premium = Liability * MPCJ Base Premium Rate * Map Factor *
 (Note 7) (Note 7)

Rate Class Option Factor * Option Factor * Experience Factor * Organic Premium Factor

Type 11 - Dollar Amount of Insurance Guarantee/Liability/Premium Calculations
Edit Description

PRODUCER PREMIUM

Subsidy = Total Premium * Subsidy Factor
(Field 56) (Field 55)
(Note 7) (Note 7)

Producer Premium = Total Premium - Subsidy
(Field 61)
(Note 7) (Note 7)

Type 11 - Dollar Amount of Insurance Guarantee/Liability/Premium Calculations
Edit Description

Field Name	Field Number	Picture	Rounding	Description
Dollar Amount of Insurance	29	9(08)V9(02)	Nearest Whole Dollar.	(MPCI or CEO, if elected) Dollar Amount of Insurance reported. See Exhibit 11-4
Reported Acres	34	9(06)V9(02)	To Tenths. <i>To Hundredths for Raisins only.</i>	Number of acres reported.
Total Guarantee	35	9(08)V9(02)	Nearest Whole Dollar.	Total dollar guarantee for the current acreage line (Type 11).
Insured Share	38	9(01)V9(03)	None	Insured share reported.
Liability	39	9(10)	Nearest Whole Dollar.	Dollar value of the insurance protection for the crop, taking into account the insured's elected coverage level and share in the acreage.
Base Premium Rate	42	V9(08)	None	Base Premium Rate reported.
Map Factor	Internal	9(01)V9(03)	None	See Exhibit 11-3.
Rate Class Option Factor	47	X(20)	None	If the Option Code (field 47) is not equal to spaces, the Rate Class Option Factor comes from ADM R Rate Class Option Record. If the Rate Class Option Code is equal to spaces, the Type/Practice Option Factor = 1.000.
Option Factor	Internal	9(01)V9(03)	None	This factor is the result of Unit Option Code (field 45) and Common Option Code (field 46) from ADM 0 record. If not applicable (spaces) factor equals 1.000.
Experience Factor	48	9(01)V9(03)	None	Experience Factor reported.
Total Premium	55	9(10)	Nearest Whole Dollar	Unsubsidized premium.
Subsidy Factor	Internal	V9(03)	None	Subsidy Factor from Subsidy Factor table on FCI-35.
Subsidy	56	9(10)	Whole Dollar	Amount of Total Premium that is subsidized.
Producer Premium	61	9(10)	Nearest Whole Dollar	Amount of premium charged to the producer (farmer).

Type 11 - Dollar Amount of Insurance Guarantee/Liability/Premium Calculations
 Edit Description

**Fixed Dollar Amount of Insurance Crops
 (Insurance Plan Code 51)**

Chile Peppers (0045)
 Citrus (0215) - CA only

Strawberries (0110)
 Cherries (0057)

Processing Cucumbers (0106)
 Raspberries/Blackberries (0108)

DOLLAR AMOUNT OF INSURANCE = ADM Dollar Amount

FOR DOLLAR CITRUS (0215) = If highest level of production within last three years
 is < 600 cartons and ≥ 300 then
 Dollar Amount will = highest production/600 * Dollar Amount from ADM

FOR RASPBERRIES/BLACKBERRIES (0108) = If highest yield in most recent
 3 crop years/minimum production requirement * Dollar Amount from ADM

FOR STRAWBERRIES (0110) = If highest level of production with the last
 3 years < 24,000 lbs $\geq 8,000$ lbs then Dollar Amt will = highest production/24,000
 * Dollar Amt from ADM

TOTAL GUARANTEE

Total Guarantee = Dollar Amount of Insurance Per Acre * Reported Acres
 (Note 7) (Note 7) (Note 5)

LIABILITY

Liability = Total Guarantee * Insured Share
 (Note 7) (Note 7)

TOTAL PREMIUM

Total Premium = Liability * Base Premium Rate * Map Factor * Option Factor *
 (Note 7) (Note 7)

Guarantee Reduction Factor * Organic Premium Factor
 (see note below)

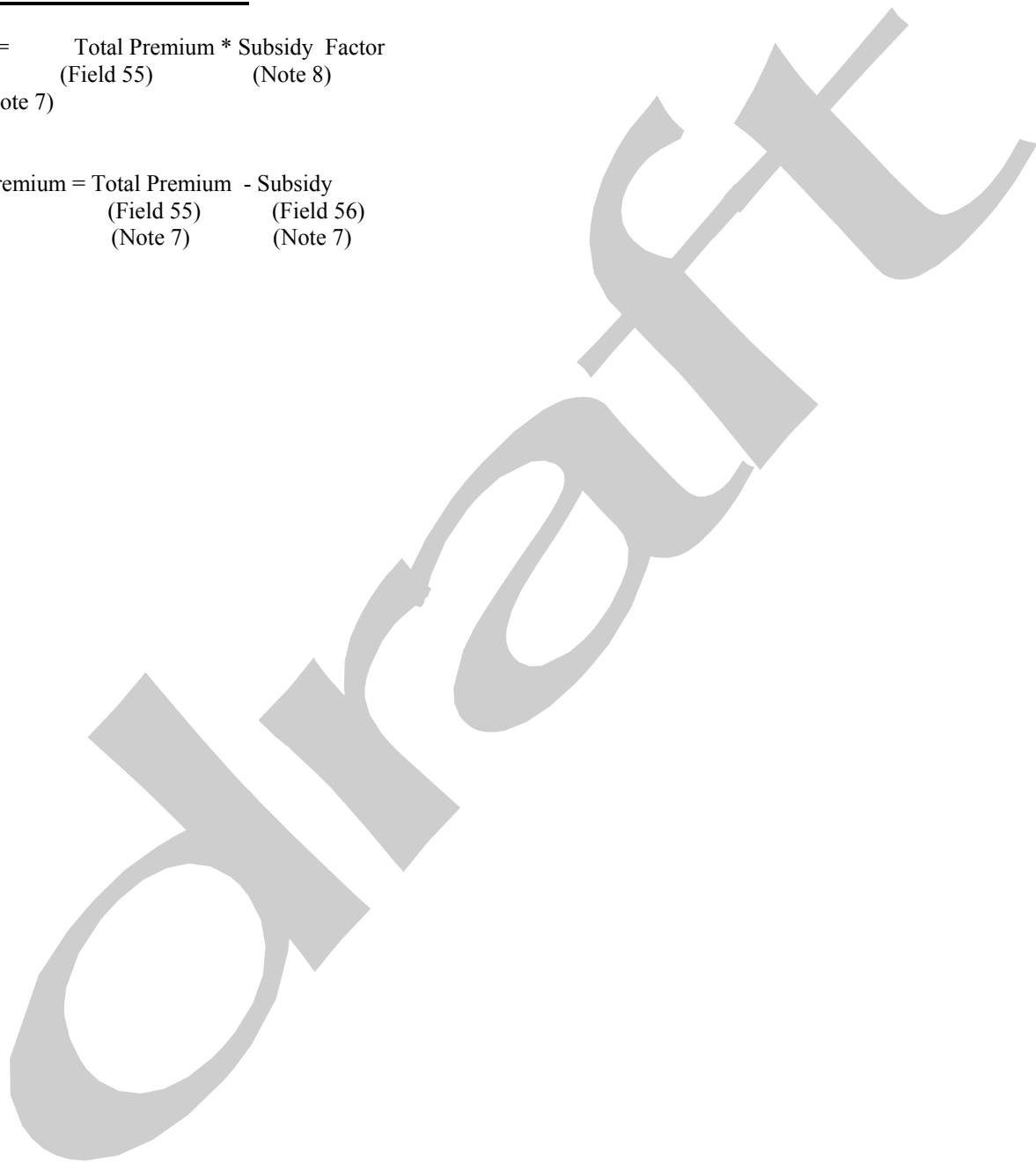
(applicable to Cherries & Raspberries/Blackberries in Oregon & Washington)

Type 11 - Dollar Amount of Insurance Guarantee/Liability/Premium Calculations
Edit Description

PRODUCER PREMIUM

Subsidy = Total Premium * Subsidy Factor
(Field 56) (Field 55) (Note 8)
(Note 7) (Note 7)

Producer Premium = Total Premium - Subsidy
(Field 61) (Field 55) (Field 56)
(Note 7) (Note 7) (Note 7)



Type 11 - Dollar Amount of Insurance Guarantee/Liability/Premium Calculations

Edit Description

Field Name	Field Number	Picture	Rounding	Description
Dollar Amount of Insurance	29	9(08)V9(02)	None	Dollar Amount of Insurance from ADM- 1-D or can be reduced Dollar Amount if crop = 0215 Dollar Citrus in California (06) or Raspberries/Blackberries in Washington (53) or Oregon (41).
Reported Acres	34	9(06)V9(02)	To Tenths.	Number of acres reported.
Total Guarantee	35	9(08)V9(02)	Nearest Whole Dollar.	Total dollar guarantee for the current acreage line (Type 11).
Insured Share	38	9(01)V9(03)	None	Insured share reported.
Liability	39	9(10)	Nearest Whole Dollar.	Dollar value of the insurance protection for the crop, taking into account the insured's elected coverage levels and share in the acreage.
Base Premium Rate	42	V9(08)	None	Base Premium Rate reported.
Map Factor	Internal	9(01)V9(03)	None	See Exhibit 11-3.
Option Factor	Internal	9(01)V9(03)	None	*This factor is the result of Unit Option code (field 45) and Common Option code (field 46). Factor comes from ADM-0 record. If not applicable (spaces) factor equals 1.000.
Guarantee Reduction Factor	33	V9(03)	None	Reduction Factor provided by company.
Total Premium	55	9(10)	Nearest Whole Dollar	Unsubsidized premium.
Subsidy Factor	Internal	V9(03)	None	Subsidy Factor determined using Exhibit 11-11, page 2.
Subsidy	56	9(10)	Whole Dollar	Amount of Total Premium that is subsidized.
Producer Premium	61	9(10)	Nearest Whole Dollar	Amount of premium charged to the producer (farmer).

Type 11 - Dollar Amount of Insurance Guarantee/Liability/Premium Calculations
Edit Description

**Dollar Amount of Insurance Crops
(Insurance Plan Code 46)**

Avocados (0019)

Farmer Approved Average Revenue =
(Average Per Acre Revenue ÷ County Average Per Acre Revenue) * Long Term County Average Revenue
(Type 15 Record) (Type 15 Record) (ADM)

DOLLAR AMOUNT OF INSURANCE

IF COVERAGE FLAG = A:

Dollar Amount of Insurance = Farmer Approved Average Revenue * Coverage Level
(Note 7) (Note 7)

IF COVERAGE FLAG = C:

Dollar Amount of Insurance = Farmer Approved Average Revenue * Coverage Level * .55
(Note 7) (Note 7)

TOTAL GUARANTEE

Total Guarantee = Dollar Amount of Insurance * Reported Acres
(Note 7) (Note 7) (Note 5)

LIABILITY

Liability = Total Guarantee * Insured Share
(Note 7) (Note 7)

TOTAL PREMIUM

IF COVERAGE FLAG = C, THEN:

Total Premium = Liability * Base Premium Rate * Unit Option Factor * (1.00 + Premium Rate Surcharge)
(Note 7) (Note 7) (@ 50% rate)

IF COVERAGE FLAG = A, THEN:

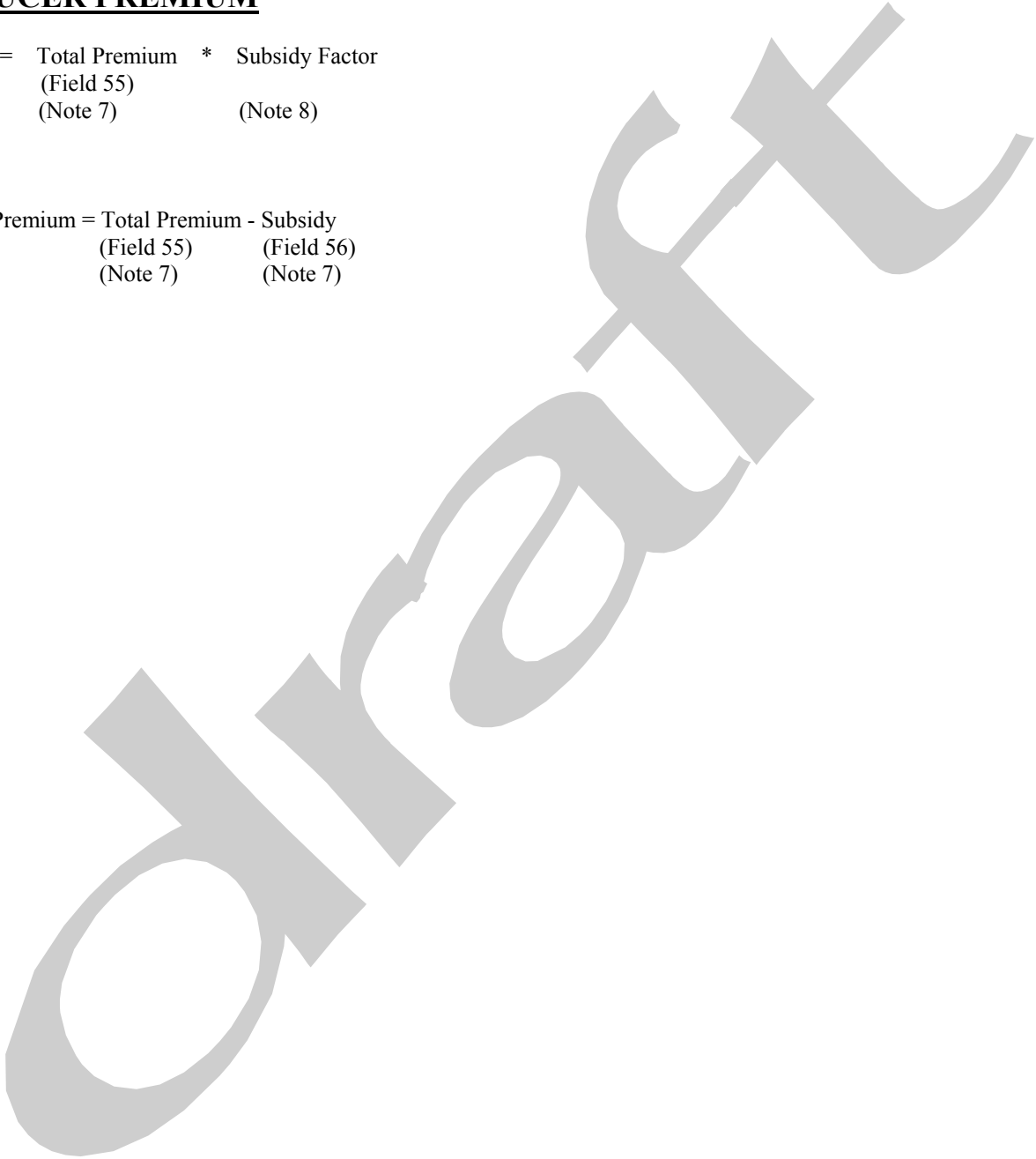
Total Premium = Liability * Base Premium Rate * Unit Option Factor * (1.00 + Premium Rate Surcharge)
(Note 7) (Note 7)

Type 11 - Dollar Amount of Insurance Guarantee/Liability/Premium Calculations
Edit Description

PRODUCER PREMIUM

Subsidy = Total Premium * Subsidy Factor
(Field 56) (Field 55)
(Note 7) (Note 7) (Note 8)

Producer Premium = Total Premium - Subsidy
(Field 61) (Field 55) (Field 56)
(Note 7) (Note 7) (Note 7)



Type 11 - Dollar Amount of Insurance Guarantee/Liability/Premium Calculations
Edit Description

Field Name	Field Number	Picture	Rounding	Description
Dollar Amount of Insurance	29	9(08)V9(02)	Nearest Whole Dollar.	Calculated Farmer Approved Average Revenue * Coverage Level
Coverage Level	31	9(01)V9(04)	None	Coverage Level reported.
Reported Acres	34	9(06)V9(02)	To Tenths.	Number of acres reported.
Total Guarantee	35	9(08)V9(02)	Nearest Whole Dollar.	Total dollar guarantee for the current acreage line (Type 11).
Insured Share	38	9(01)V9(03)	None	Insured share reported.
Liability	39	9(10)	Nearest Whole Dollar	Dollar value of the insurance protection for the crop, taking into account the insured's elected coverage levels and share in the acreage.
Base Premium Rate	42	V9(08)	None	From ADM A.
Unit Option Code	45	X(02)	None	If the Unit Option Code (Field 45) is not spaces, the Option Factor comes from ADM-O record. If the Unit Option Code is spaces, the Option Factor = 1.000.
Total Premium	55	9(10)	Nearest Whole Dollar	Unsubsidized premium.
Subsidy Factor	Internal	V9(03)	None	Subsidy Factor determined using Exhibit 11-11, page 2.
Subsidy	56	9(10)	Whole Dollar	Amount of Total Premium that is subsidized.
Producer Premium	61	9(10)	Nearest Whole Dollar	Amount of premium charged to the producer (farmer).

Type 11 - Dollar Amount of Insurance Guarantee/Liability/Premium Calculations
Edit Description

**Dollar Amount of Insurance Crops
(Insurance Plan Code 41)**

Pecans (0020)

DOLLAR AMOUNT OF INSURANCE

IF COVERAGE FLAG = L or A:

Dollar Amount of Insurance = Yield from the T-11 * Coverage Level Percent
(Note 7) (Field 28) (Field 31)
(Note 7)

IF COVERAGE FLAG = C:

Dollar Amount of Insurance = Yield from the T-11 * Coverage Level Percent * 55
(Note 7) (Field 28) (Field 31)
(Note 7)

GUARANTEE PER ACRE

Guarantee Per Acre = Dollar Amount of Insurance * Guarantee Reduction Factor
(Note 7) (Note 7)

TOTAL GUARANTEE

Total Guarantee = Guarantee Per Acre * Reported Acres
(Note 7) (Note 7) (Note 5)

LIABILITY

Liability = Total Guarantee * Insured Share
(Note 7) (Note 7)

TOTAL PREMIUM

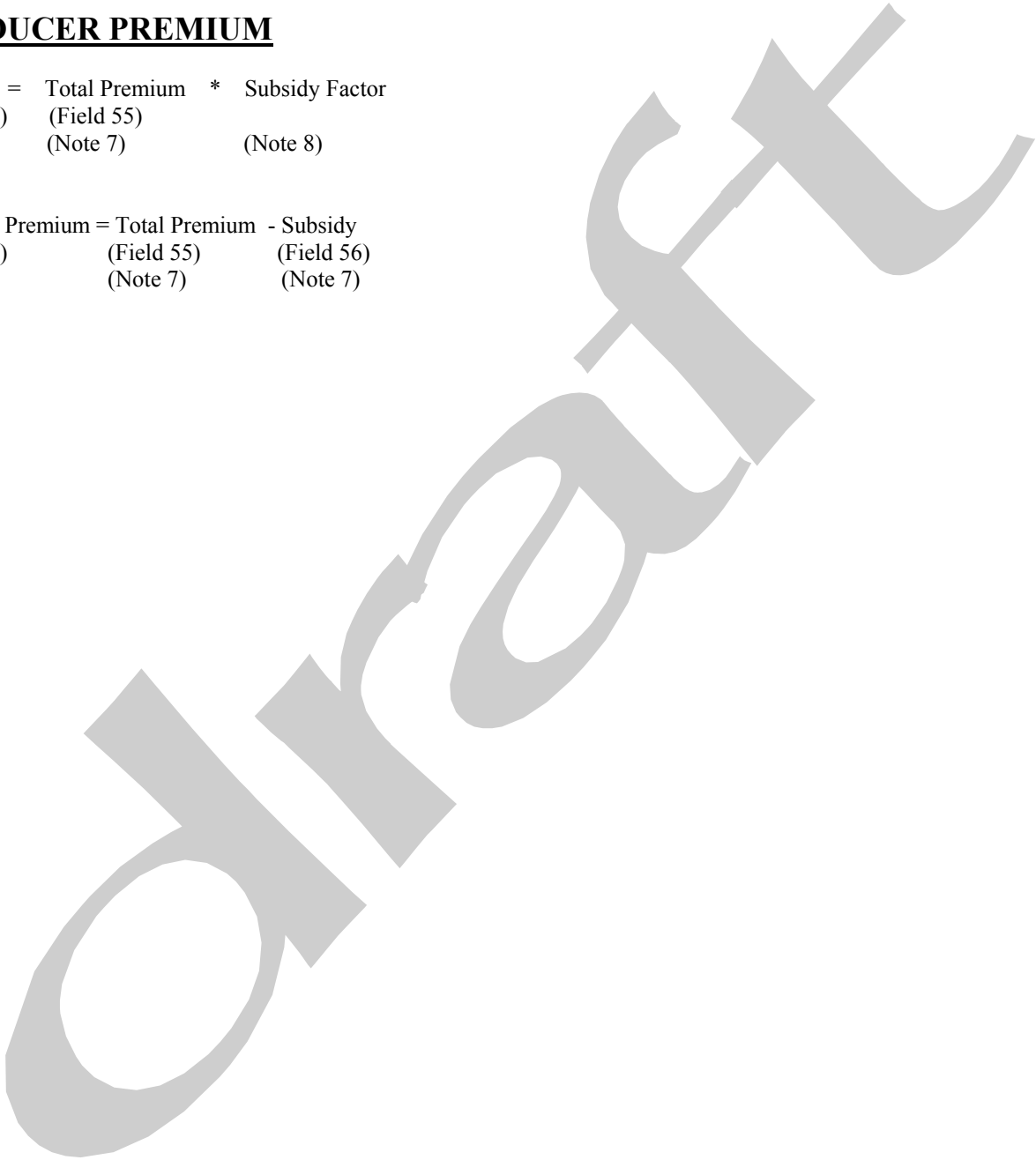
Total Premium = Liability * Base Premium Rate * Map Factor * Option Factor
(Note 7) (Note 7)

Type 11 - Dollar Amount of Insurance Guarantee/Liability/Premium Calculations
Edit Description

PRODUCER PREMIUM

Subsidy = Total Premium * Subsidy Factor
(Field 56) (Field 55)
(Note 7) (Note 7) (Note 8)

Producer Premium = Total Premium - Subsidy
(Field 61) (Field 55) (Field 56)
(Note 7) (Note 7) (Note 7)



Type 11 - Dollar Amount of Insurance Guarantee/Liability/Premium Calculations

Edit Description

Field Name	Field Number	Picture	Rounding	Description
Dollar Amount of Insurance	29	9(08)V9(02)	Nearest Whole Dollar.	Selected Dollar Amount of Insurance reported.
Guarantee Reduction Factor	33	V9(03)	None	Guarantee reduction factor. See Exhibit 11-1.
Guarantee Per Acre	32	9(08)V9(02)	Nearest Whole Dollar.	Guarantee dollar amount of insurance per acre.
Reported Acres	34	9(06)V9(02)	To tenths.	Number of acres reported.
Total Guarantee	35	9(08)V9(02)	Nearest Whole Dollar.	Total dollar guarantee for the current acreage line (Type 11).
Insured Share	38	9(01)V9(03)	None	Insured share reported.
Liability	39	9(10)	Nearest Whole Dollar.	Dollar value of the insurance protection for the crop, taking into account the insured's elected coverage levels and share in the acreage.
Base Premium Rate	42	V9(08)	None	Base Premium Rate reported.
Map Factor	Internal	9(01)V9(03)	None	If the Map Area (Field 19) is not spaces, the map factor comes from ADMH Map Factor. If the Map Area is spaces, the map factor = 1.000.
Option Factor	Internal	9(01)V9(03)	None	This factor is the result of Unit Option Code (field 45) and Common Option Code (field 46) from ADM 0 record. If not applicable (spaces) factor equals 1.000.
Total Premium	55	9(10)	Nearest Whole Dollar	Unsubsidized premium.
Subsidy Factor	Internal	V9(03)	None	Subsidy Factor determined using Exhibit 11-11, page 2.
Subsidy	56	9(10)	Whole Dollar	Amount of Total Premium that is subsidized.
Producer Premium	61	9(10)	Nearest Whole Dollar	Amount of premium charged to the producer (farmer).

Type 11 - Yield Base Dollar Amount of Insurance Guarantee/Liability/Premium Calculations
 Edit Description

YIELD BASE DOLLAR AMOUNT OF INSURANCE
(Insurance Plan Code 55)

HYBRID SEED CORN (0062)

HYBRID SEED SORGHUM (0050)

Guarantee Per Acre

To Calculate Yield: (County Yield from FCI-35 * Coverage Level Percent Factor) - Minimum Payment (in bushels)
 (Note 5)

Guarantee Per Acre = Yield * Price Election
 (Note 7)

If Late or Prevented Planting applies, then;

Guarantee Per Acre = (Yield * Price Election) * Guarantee Reduction Factor
 (Note 7)

Total Guarantee

Total Guarantee = Guarantee Per Acre * Reported Acres
 (Note 7) (Note 7) (Note 3)

Liability

Liability = Total Guarantee * Insured Share
 (Note 7) (Note 7)

Total Premium

Premium Guarantee Per Acre = Yield * Price Election Amount (If HS Option elected, price should reflect
 higher of MPC1 or HPSE price)

Premium Guarantee = Premium Guarantee Per Acre * Reported Acres
 (Note 3)

Premium Liability = Premium Guarantee * Insured Share
 (Note 7)

Total Premium = Premium Liability * Base Premium Rate * Map Factor * Rate Class Option Factor *
 (Note 7) (Note 7)

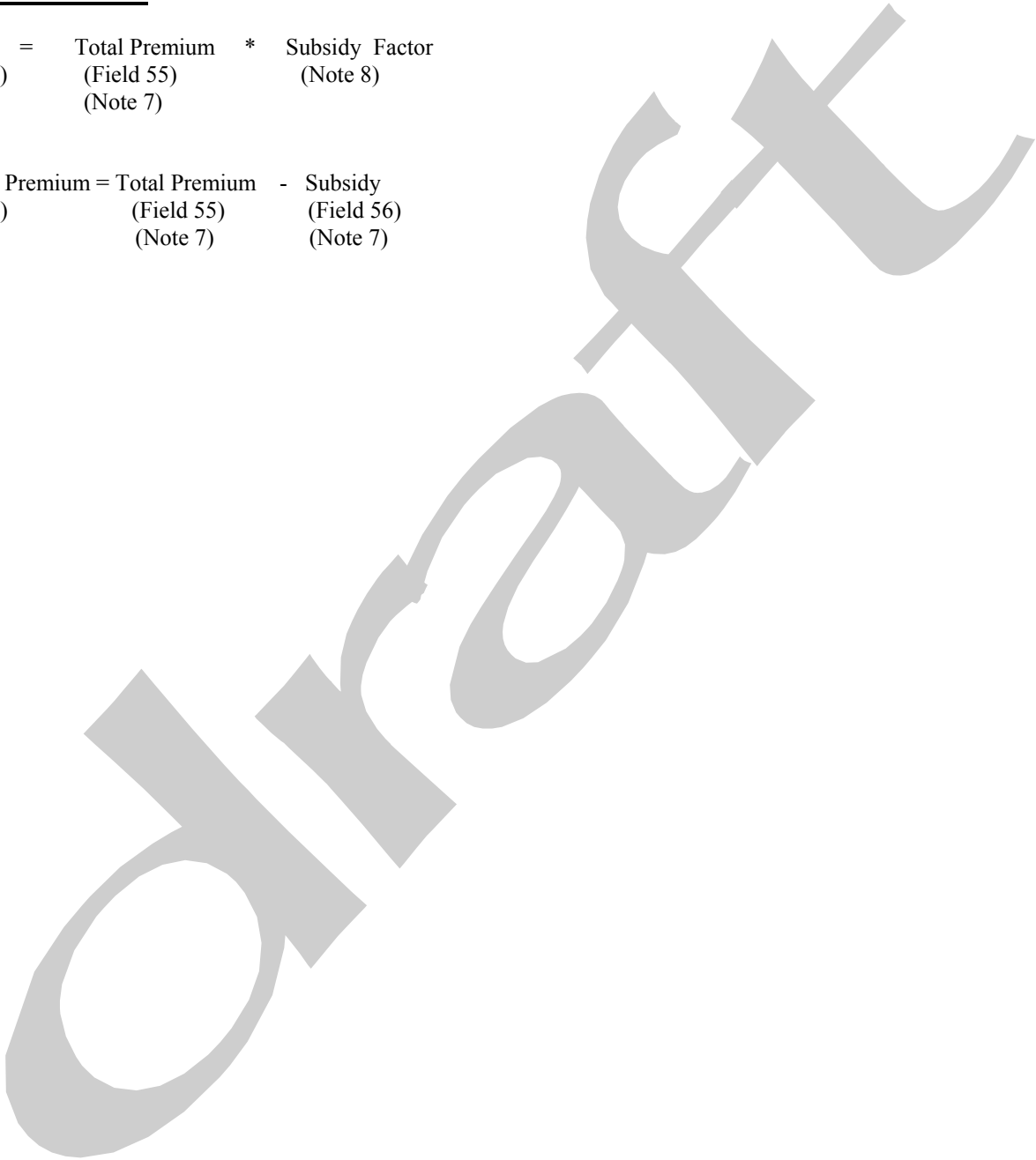
Option Factor * Experience Factor * Organic Premium Factor

Type 11 - Yield Base Dollar Amount of Insurance Guarantee/Liability/Premium Calculations
Edit Description

Producer Premium

Subsidy = Total Premium * Subsidy Factor
(Field 56) (Field 55) (Note 8)
(Note 7) (Note 7)

Producer Premium = Total Premium - Subsidy
(Field 61) (Field 55) (Field 56)
(Note 7) (Note 7) (Note 7)



Type 11 - Yield Base Dollar Amount of Insurance Guarantee/Liability/Premium Calculations
Edit Description

Field Name	Field Number	Picture	Rounding	Description
Yield	28	9(08)V9(02)	None	County Yield from FCI-35.
Coverage Level	31	9(01)V9(04)	None	50, 55, 60, 65, 70, 75
Price Election Amount	36	9(04)V9(04)	None	Price election submitted.
Premium Guarantee Per Acre	Internal	9(06)V9(02)	Whole Dollars	Dollar guarantee per acre without any late or prevented planting reductions. It is used as the basis for premium calculation.
Guarantee Reduction Factor	33	V9(03)	None	Guarantee reduction factor reported.
Adjusted Guarantee Per Acre	32	9(06)V9(02)	Whole Dollars	Dollar guarantee per acre.
Guarantee Per Acre	32	9(06)V9(02)	Whole Dollars	Dollar guarantee per acre.
Reported Acres	34	9(06)V9(02)	To tenths	Number of acres reported.
Total Guarantee	35	9(08)V9(02)	Nearest Whole Dollar	Total dollar guarantee for the current acreage line (Type 11) after any late or prevented planting reductions are taken.
Premium Guarantee	Internal	9(08)V9(02)	Whole Dollars	Total dollar guarantee for the current acreage line (Type 11) without any late or prevented planting reductions. It serves as a basis for the premium calculation.
Insured Share	38	9(01)V9(03)	None	Insured share reported.
Liability	39	9(10)	Nearest Whole Dollar	Dollar value of the insurance protection for the crop, taking into account the insured's elected coverage levels and share in the acreage after any reductions due to late or prevented planting.
Premium Liability	Internal	9(09)	Nearest Whole Dollar	Dollar value of the insurance protection for the crop, taking into account the insured's elected coverage levels and share in the acreage without any reductions due to late or prevented planting. This becomes the basis for premium calculations.

Type 11 - Yield Base Dollar Amount of Insurance Guarantee/Liability/Premium Calculations
Edit Description

Field Name	Field Number	Picture	Rounding	Description
Base Premium Rate	42	V9(08)	None	Base Premium Rate reported.
Map Factor	Internal	9(01)V9(03)	None	See Exhibit 11-3.
Rate Class Option Factor	47	X(20)	None	If the Option Code (field 47) is not equal to spaces, the Rate Class Option Factor comes from ADM R Rate Class Option Record. If the Rate Class Option Code is equal to spaces, the Type/Practice Option Factor = 1.000.
Option Factor	Internal	9(01)V9(03)	None	This factor is the result of Unit Option Code (field 45) and Common Option Code (field 46) from ADM 0 record. If not applicable (spaces) factor equals 1.000.
Experience Factor	48	9(01)V9(03)	None	Experience Factor reported.
Total Premium	55	9(10)	Nearest Whole Dollar	Unsubsidized premium.
Subsidy Factor	Internal	V9(03)	None	Subsidy Factor determined using Exhibit 11-11, page 2.
Subsidy	56	9(10)	Whole Dollar	Amount of Total Premium that is subsidized.
Producer Premium	61	9(10)	Nearest Whole Dollar	Amount of premium charged to the producer (farmer).

Type 11 - GRP/GRIP Guarantee/Liability/Premium Calculations
 Edit Description

GRP
(Insurance Plan Code 12)

Wheat (0011)	Cotton (0021)
Corn (0041)	Peanuts (0075)
Barley (0091)	Grain Sorghum (0051)
Soybeans (0081)	Forage Production (0033)
Rangeland (0048)	

GRIP
(Insurance Plan Code 73)

Corn (0041)	Soybeans (0081)
-------------	-----------------

TOTAL GUARANTEE

Dollar Amount of Insurance must be \$ 60% of the Maximum Protection per Acre and # 100% of the Maximum Protection per Acre.

Total Guarantee = Dollar Amount of Insurance * Reported Acres
 (Note 7) (Note 9) (Note 3)

LIABILITY

Liability = Total Guarantee * Insured Share
 (Note 7) (Note 7)

TOTAL PREMIUM

Total Premium = Liability * Base Premium Rate (the ADM rate divided by 100)

PRODUCER PREMIUM

Subsidy = Total Premium * Subsidy Factor
 (Field 56) (Field 55) (Note 8)
 (Note 7) (Note 7)

Producer Premium = Total Premium - Subsidy
 (Field 61) (Field 55) (Field 56)
 (Note 7) (Note 7) (Note 7)

Type 11 - GRP/GRIP Guarantee/Liability/Premium Calculations
Edit Description

Field Name	Field Number	Picture	Rounding	Description
Dollar Amount of Insurance	29	9(08)V9(02)	Dollars and Cents	Selected protection per acre. 60 to 100% of maximum price. CAT is 65/45.
Reported Acres	34	9(06)V9(02)	To tenths.	Number of acres reported.
Total Guarantee	35	9(08)V9(02)	Nearest Whole Dollar. (GRP Rangeland only- Dollars and Cents)	Total dollar guarantee for the current acreage line (Type 11).
Insured Share	38	9(01)V9(03)	None	Insured share reported.
Liability	39	9(10)	Nearest Whole Dollar.	Dollar value of the insurance protection for the crop, taking into account the insured's elected coverage levels and share in the acreage.
Base Premium Rate	42	V9(08)	None	Base Premium Rate per Dollar. (ADM premium rate divided by 100).
Total Premium	55	9(10)	Nearest Whole Dollar	Unsubsidized premium.
Subsidy Factor	Internal	V9(03)	None	Subsidy Factor determined using Exhibit 11-11, page 2.
Subsidy	56	9(10)	Nearest Whole Dollar	Amount of Total Premium that is subsidized.
Producer Premium	61	9(10)	Nearest Whole Dollar	Amount of premium charged to the producer (farmer).

Type 11 - Quota Tobacco Guarantee/Liability/Premium Calculations
Edit Description

QUOTA TOBACCO
(Insurance Plan Code 70)

Burley Tobacco (0231)

Total Guarantee (Use the Lesser of) If No Late Planting:

Total Guarantee = Quota * Coverage Level Percent * Price Election
(Note 7)

Or:

Total Guarantee = Farm Yield * Coverage Level Percent * Price Election * Acres
(Note 7)

Total Guarantee (Use the Lesser of) If Late Planting Applies:

Total Guarantee = Quota * Coverage Level Percent * Price Election
(Note 7)

Or:

Total Guarantee = Farm Yield * Coverage Level Percent * Guarantee Reduction Factor * Price Election * Acres
(Note 7)

Liability

Liability = Total Guarantee * Insured Share
(Note 7) (Note 7)

Total Premium

Premium Total Guarantee (Use the Lesser of)

Premium Total Guarantee = Quota * Coverage Level Percent * Price Election
(Note 7)

Or:

Premium Total Guarantee = Farm Yield * Coverage Level Percent * Price Election * Acres
(Note 7)

Premium Liability = Premium Total Guarantee * Insured Share
(Note 7) (Note 2)

Total Premium = Premium Liability * Base Premium Rate * Map Factor * Rate Class Option Factor *
(Note 7) (Note 7)

Option Factor * Experience Factor * (1 + Premium Rate Surcharge %)

Type 11 - Quota Tobacco Guarantee/Liability/Premium Calculations
Edit Description

Producer Premium

Subsidy = Total Premium * Subsidy Factor
(Field 56) (Field 55) (Note 8)
(Note 7) (Note 7)

Producer Premium = Total Premium - Subsidy
(Field 61) (Field 55) (Field 56)
(Note 7) (Note 7) (Note 7)

Type 11 - Florida Fruit and Tropical Trees Guarantee/Liability/Premium Calculations

Edit Description

Field Name	Field Number	Picture	Rounding	Description
Quota	30	9(10)	Whole Pounds	Quota pounds by line.
Coverage Level	31	9(01)V9(04)	None	Coverage level reported.
Price Election Amount	36	9(04)V9(04)	None	Price election reported.
Guarantee Reduction Factor	33	V9(03)	None	Applicable guarantee reduction percent for late planting.
Total Guarantee	35	9(08)V9(02)	Nearest Whole Dollar	Total dollar guarantee for the current acreage line (Type 11) after any late planting reductions are taken.
Premium Guarantee	Internal	9(08)V9(02)	Nearest Whole Dollar	Total guarantee for the current acreage line (Type 11) without any late planting reductions. It serves as a basis for the premium calculations.
Insured Share	38	9(01)V9(03)	None	Insured share reported.
Liability	39	9(10)	Nearest Whole Dollar	Dollar value of the insurance protection for the crop, talking into account the insured's elected coverage levels and share in the acreage after any yield reductions due to late planting.
Premium Liability	Internal		Nearest Whole Dollar	Dollar value of the insurance protection for the crop, talking into account the insured's elected coverage levels and share in the acreage without any yield reductions due to late planting. This becomes the basis for premium calculations.
Base Premium Rate	37		None	Base Premium Rate reported.
Map Factor	Internal		None	See Exhibit 11-3.
Option Factor	Internal		None	This factor is the result of Unit Option Code (field 45) and Common Option Code (field 46) from ADM 0 record. If not applicable (spaces) factor equals 1.000.
Experience Factor	41	9(01)V9(02)	None	Experience Factor reported.
Total Premium	43	9(08)	Nearest Whole Dollar	Unsubsidized premium.
Subsidy Factor	Internal	V9(03)	None	Subsidy Factor determined using Exhibit 11-11, page 2.
Subsidy	56	9(10)	Whole Dollar	Amount of Total Premium that is subsidized.
Producer Premium	44	9(08)	Nearest Whole Dollar	Amount of premium charged to the producer (farmer).

Type 11 - Florida Fruit and Tropical Trees Guarantee/Liability/Premium Calculations
Edit Description

Florida Fruit and Tropical Trees
(Insurance Plan Code 40)

See Exhibit 11-2 for crop codes.

TOTAL GUARANTEE

Total Guarantee = Price Election * Coverage Level * Estimated Number of Trees
(Note 7) (Selected)

LIABILITY

Liability = Total Guarantee * Insured Share
(Note 7) (Note 7)

TOTAL PREMIUM

Total Premium = Liability * Base Premium Rate * Proration Factor * Option Factor
(Note 7) (Note 7) (ADM-N(F)) (ADM-O)

PRODUCER PREMIUM

Subsidy = Total Premium * Subsidy Factor
(Field 56) (Field 55) (Note 8)
(Note 7) (Note 7)

Producer Premium = Total Premium - Subsidy
(Field 61) (Field 55) (Field 56)
(Note 7) (Note 7) (Note 7)

Type 11 - Florida Fruit and Tropical Trees Guarantee/Liability/Premium Calculations
 Edit Description

Field Name	Field Number	Picture	Rounding	Description
Price Election Amount	36	9(04)V9(04)	Nearest Dollar and Cents.	Maximum price for growth stage times price election percent.
Coverage Level	31	9(01)V9(04)	None	Coverage Level reported.
Estimated Number of Trees	30	9(10)	None	Estimated number of trees by crop code.
Total Guarantee	35	9(08)V9(02)	Nearest Dollar.	Total guarantee for the current acreage line (Type 11).
Insured Share	38	9(01)V9(03)	None	Insured share reported.
Liability	39	9(10)	Nearest Whole Dollar.	This is the dollar value of the insurance protection for the crop, taking into account the insured's elected coverage levels and share.
Base Premium Rate	42	V9(08)	None	Base Premium Rate reported.
Option Factor	Internal	9(01)V9(03)	None	This factor is the result of Unit Option Code (field 45) and Common Option Code (field 46) from ADM 0 record. If not applicable (spaces) factor equals 1.000.
Total Premium	55	9(10)	Nearest Whole Dollar	Unsubsidized premium.
Subsidy Factor	Internal	V9(03)	None	Subsidy Factor determined using Exhibit 11-11, page 2.
Subsidy	56	9(10)	Whole Dollar	Amount of Total Premium that is subsidized.
Producer Premium	61	9(10)	Nearest Whole Dollar	Amount of premium charged to the producer (farmer).

Type 11 - Income Protection Guarantee/Liability/Premium Calculations
Edit Description

Income Protection
(Insurance Plan Code 42)

Wheat (0011) Cotton (0021) Corn (0041)
Grain Sorghum (0051) Soybeans (0081) Barley (0091)

Indexed Income Protection
(Insurance Plan Code 45)

Corn (0041) Soybeans (0081)

Dollar Amount of Insurance

Dollar Amount of Insurance = (Yield * Coverage Level Percent) * Price Election Amount
(Note 9) (Note 1)

If Late or Prevented Planting applies, then;

Dollar Amount of Insurance = (Yield * Coverage Level Percent) * Price Election Amount * Guarantee Reduction Factor
(Note 9) (Note 1)

Total Guarantee

Total Guarantee = Dollar Amount of Insurance * Acres
(Note 7) (Note 9)

LIABILITY

Liability = Total Guarantee * Share
(Note 7) (Note 7)

TOTAL PREMIUM

Premium Dollar Amount of Insurance = (Yield * Coverage Level Percent) * Price Election Amount
(Note 9) (Note 1)

Premium Total Guarantee = Premium Dollar Amount of Insurance * Acres
(Note 7) (Note 9)

Premium Liability = Premium Total Guarantee * Share
(Note 7) (Note 7)

Total Premium = Premium Liability * Base Prem Rate * Rate Class Option Factor * Option Factor * Experience Factor
(Note 7) (Note 7)

Type 11 - Income Protection Guarantee/Liability/Premium Calculations
Edit Description

Producer Premium

Subsidy = Total Premium * Subsidy Factor
(Field 56) (Field 55) (Note 8)
(Note 7) (Note 7)

Producer Premium = Total Premium - Subsidy
(Field 61) (Field 55) (Field 56)
(Note 7) (Note 7) (Note 7)

***Plan Code 42 crops may go up to 85% coverage level. Plan code 45 crops may only go up to 75% coverage level.**

Type 11 - Income Protection Guarantee/Liability/Premium Calculations
Edit Description

Field Name	Field Number	Picture	Rounding	Description
Total Guarantee	35	9(08)V9(02)	Nearest Dollar.	This is the total guaranteed yield for the current acreage line (Type 11).
Dollar Amount of Insurance	29	9(08)V9(02)	Nearest Dollar and Cents.	Dollar Amount of Insurance reported.
Guarantee Reduction Factor	33	V9(03)	None	Guarantee Reduction Factor. See Exhibit 11-1.
Reported Acres	34	9(06)V9(02)	None	Number of acres reported.
Liability	39	9(10)	Nearest Whole Dollar	Dollar value of the insurance protection for the crop, taking into account the insured's elected coverage level and share in the acreage after any reductions for late or prevented planting.
Insured Share	34	9(01)V9(03)	None	Insured share reported.
Base Premium Rate	37	9(04)V9(04)	None	Base Premium Rate reported.
Option Factor	Internal	9(01)V9(03)	None	This factor is the result of Unit Option Code (field 45) and Common Option Code (field 46) from ADM 0 record. If not applicable (spaces) factor equals 1.000.
Total Premium	55	9(10)	Nearest Whole Dollar	Unsubsidized premium.
Subsidy Factor	Internal	V9(03)	None	Subsidy Factor determined using Exhibit 11-11, page 2.
Subsidy	56	9(10)	Whole Dollar	Amount of Total Premium that is subsidized.
Producer Premium	61	9(10)	Nearest Whole Dollar	This is the amount of premium the producer (farmer) will have to pay.

Type 11 - Revenue Assurance Guarantee/Liability/Premium Calculations
Edit Description

Revenue Assurance (RA) Crops
(Insurance Plan Code 25)

Wheat (0011) Corn (0041) Sunflowers (0078) Soybeans (0081)
Canola (0015) Barley (0091)

TOTAL GUARANTEE

Guarantee Per Acre = Dollar Amount of Insurance * Guarantee Reduction Factor
(Field 32) (Field 29) (Field 33)
(Note 9) (Note 9)

Total Guarantee = Guarantee Per Acre * Reported Acres
(Field 35) (Field 32) (Field 34)
(Note 7) (Note 9)

LIABILITY

Liability = Total Guarantee * Insured Share
(Field 39) (Field 35) (Field 38)
(Note 7) (Note 7)

TOTAL PREMIUM

Loaded Premium Per Acre = Base Premium Rate * Optional Coverage Factor * Dollar Amount of Insurance
(Field 44) (Field 42) (Field 29)
(Note 9) (Note 9)

Total Premium = Loaded Premium Per Acre * Reported Acres * Insured Share * Unit Premium Adjustment Factor
(Field 55) (Note 9) (Field 34) (Field 38) (Optional Units only)
(Note 7)

Type 11 - Revenue Assurance Guarantee/Liability/Premium Calculations
Edit Description

PRODUCER PREMIUM

Subsidy = Total Premium * Subsidy Factor
(Field 56) (Field 55) (Note 8)
(Note 7) (Note 7)

Producer Premium = Total Premium - Subsidy
(Field 61) (Field 55) (Field 56)
(Note 7) (Note 7) (Note 7)

Note: Loaded Premium Per Acre and Base Premium Rate should be the same for all records of EU or WU unless short rate adjustment or yield floor option codes (FO & FN).

The Base Premium Rate according to RA 'programming instructions' for 2002.

Type 11 - Revenue Assurance Guarantee/Liability/Premium Calculations
Edit Description

Field Name	Field Number	Picture	Rounding	Description
Dollar Amount of Insurance	29	9(08)V9(02)	Nearest Dollar and Cents.	Dollar Amount of Insurance reported.
Guarantee Reduction Factor	33	V9(03)	None	Guarantee Reduction Factor for late or prevented planting.
Guarantee Per Acre	32	9(08)V9(02)	Nearest Dollar and Cents.	Dollar amount of insurance per acre after any reductions for late or prevented planting.
Reported Acres	34	9(06)V9(02)	To Tenths.	Number of acres reported.
Total Guarantee	35	9(08)V9(02)	Nearest Whole Dollar.	This is the total guaranteed yield for the current acreage line (Type 11) after any late or prevented planting reductions are taken.
Insured Share	38	9(01)V9(03)	None	Insured share reported.
Liability	39	9(10)	Nearest Whole Dollar.	Dollar value of the insurance protection for the crop, taking into account the insured's elected coverage levels and share in the acreage after any reductions due to late or prevented planting.
Base Premium Rate	42	V9(08)	None	The Base Premium Rate according to RA programming instructions rounded to 4 decimal places with 4 trailing zeros.
Optional Coverage Factor	Internal	9(01)V9(03)	None	If Common Option Codes (field 46) do not equal spaces, the Option Factor from ADM K for prevented planting and short rate adjustment. If Common Option Codes are spaces, the Option Coverage Factor(s) = 1.000.
Loaded Premium Per Acre	44	9(04)V9(04)	Nearest Dollar and Whole Cents	The Loaded Premium Per Acre according to RA 'programming instructions'. Decimal places 3 rd and 4 th will be zeros.
Unit Premium Adjustment Factor	50	9(01)V9(04)	None	Unit Premium Adjustment Factor reported.
Total Premium	55	9(10)	Nearest Whole Dollar	Unsubsidized premium.
Subsidy Factor	Internal	V9(03)	None	Subsidy Factor determined using Exhibit 11-11, page 2.
Subsidy	56	9(10)	Whole Dollar	Amount of Total Premium that is subsidized.
Producer Premium	61	9(10)	Nearest Whole Dollar	Amount of premium charged to the producer (farmer).

Type 11 - Revenue Assurance Guarantee/Liability/Premium Calculations
Edit Description

UNIT STRUCTURE	UNIT PREMIUM ADJ (NO. 50)
Basic, Enterprise, Whole Farm	1.000
Optional	1.100

Draft

Type 11 - Crop Revenue Coverage/Liability/Producer Prem Calculations

Edit Description

**Crop Revenue Coverage Crops
(Insurance Plan Code 44)**Corn (0041)
Soybeans (0081)Wheat (0011)
Cotton (0021)Grain Sorghum (0051)
Rice (0018)**GUARANTEE PER ACRE**

Guarantee Per Acre = Yield * Coverage Level
 (Field 32) (Field 28) (Field 31)
 (Note 1) (Note 2)

If Late or Prevented Planting applies, then

Guarantee Per Acre = Yield * Coverage Level * Guarantee Reduction Factor
 (Field 32) (Field 28) (Field 31) (Field 33)
 (Note 1) (Note 2)

TOTAL GUARANTEE

Total Guarantee = Guarantee Per Acre * Reported Acres
 (Field 35) (Field 32) (Field 34)
 (Note 2) (Note 1) (Note 3)

LIABILITY

Liability = Total Guarantee * Price Election Amount * Insured Share
 (Field 39) (Field 35) (Field 36) (Field 38)
 (Note 7) (Note 2)

PREMIUM LIABILITY

Premium Guarantee Per Acre = Yield * Coverage Level
 (Field 28) (Field 31)
 (Note 1) (Note 2)

Premium Guarantee = Premium Guarantee Per Acre * Reported Acres
 (Field 34)
 (Note 2) (Note 1) (Note 3)

Premium Liability = Premium Guarantee * Price Election Amount * Insured Share
 (Field 36) (Field 38)
 (Note 7) (Note 2)

CONTINUOUS RATE CALCULATION

Current Year's Yield Ratio = Yield/Current Year Reference Yield
 (Field 28)
 (Note 11) (Note 2)

Current Year's Continuous Rating Base Rate = (Current Year Yield Ratio ** Current Year Exponent) *
 (Note 12) (Note 11)
 Current Year Reference Rate + Current Year Fixed Rate Load

Yield Span Base Rate = Yield Span Base Rate * 1.20
 (Note 12)

Prior Year's Yield Ratio = Yield / Prior Year Reference Yield
 (Field 28)
 (Note 11) (Note 2)

Prior Year's Continuous Rating Base Rate = (((Prior Year Yield Ratio ** Prior Year Exponent) *
 (Note 12) (Note 11)
 Prior Year Reference Rate + Prior Year Fixed Rate Load) * 1.20

Preliminary Base Rate = lower of Current Year's Continuous Rating Base Rate,
 (Field 43) (Note 10) (Note 10)
 Yield Span Base Rate, OR Prior Year's Continuous Rating Base Rate
 (Note 10) (Note 10)

Adjusted Base Rate=
 (Note 12)

Greater of: (Preliminary Base Rate + Additional Coverage Rate) * Multiplicative Factor OR Designated Rate
 (Field 43) (Note 10)

Type 11 - Crop Revenue Coverage/Liability/Producer Prem Calculations

Edit Description

Base Premium Rate = Adjusted Base Rate * Coverage Level Rate Differential

(Field 42)

(Note 12)

(Note 10)

Standard Deviation = Level 50: (1.44434394 * Base Premium Rate) + 0.40198673
 (Note 10) Level 55: (1.54650547 * Base Premium Rate) + 0.37456110
 Level 60: (1.64841058 * Base Premium Rate) + 0.34460749
 Level 65: (1.75040141 * Base Premium Rate) + 0.31214948
 Level 70: (1.85281979 * Base Premium Rate) + 0.27715584
 Level 75: (1.95603215 * Base Premium Rate) + 0.23953590
 Level 80: (2.06046206 * Base Premium Rate) + 0.19912558
 Level 85: (2.16664218 * Base Premium Rate) + 0.15565713

Probability Variable T = Standard Deviation / (Standard Deviation + 0.33267 * (1 - Coverage Level))

(Note 10)

T Factor = (0.4361836 * Probability Variable T) - (0.1201676 * Probability Variable T ** 2) +
 (Note 10) (0.937298 * Probability Variable T ** 3)

Exponential Factor = (2.71828183) ** (-0.5 * ((1 - Coverage Level) / Standard Deviation) ** 2)

(Note 10)

CRC Base Rate = 0.39894228 * Coverage Level * (1 - Base Premium Rate) * Exponential Factor * T Factor

(Note 10)

YIELD, REVENUE & PRICE CALCULATIONS

Yield Risk = Premium Guarantee Per Acre * Base Premium Rate * Price Election Amount
 (Note 9) (Note 1) (Field 36)

Revenue Risk = Premium Guarantee Per Acre * CRC Base Rate * CRC Low Price Factor
 (Note 9) (Note 1)

Price Risk = Premium Guarantee Per Acre * Base Premium Rate * CRC High Price Factor
 (Note 9) (Note 1)

TOTAL PREMIUM

Total Premium = (Yield Risk + Revenue Risk + Price Risk) * Reported Acres * Insured Share *
 (Field 55) (Field 34) (Field 38)
 (Note 7) (Note 9) (Note 9) (Note 9) (Note 5)

Unit Factor(s) * Optional Coverage Factor(s) * (1.00 + Premium Rate Surcharge %) * Organic Premium Factor
 (Field 49)

PRODUCER PREMIUM

Subsidy = Total Premium * Subsidy Factor
(Field 56) (Field 55) (Note 8)
(Note 7) (Note 7)

Producer Premium = Total Premium - Subsidy
(Field 61) (Field 55) (Field 56)
(Note 7) (Note 7)

Note: See Note 12 of exhibit 11-11 page 1 - Round to 8 decimal places, including each interim step.

Note: Additional Coverage Rate default .000

Note: Multiplicative Factor default 1.000

Note: Designated Rate default 0.000

Note: Base Premium Rate maximum value .999

Note: Optional Coverage factor(s) if multiple factors, are valid.

Note: Unit Factor(s) for enterprise the basic unit discount (ADMK) and enterprise unit discount (Unit Premium Adjustment Factor ADM WC) will apply.

Type 11 - Crop Revenue Coverage/Liability/Producer Prem Calculations

Edit Description

Field Name	Field Number	Picture	Rounding	Description
Yield	28	9(08)V9(02)	Nearest whole bushel or pound	Yield reported.
Coverage Level	31	9(01)V9(04)	None	Coverage Level reported.
Guarantee Reduction Factor	33	V9(03)	None	Guarantee reduction factor for late or prevented planting. See Exhibit 11-1.
Guarantee Per Acre	32	9(08)V9(02)	Nearest whole pound or tenth for bushel	Guaranteed yield per acre after any reduction for late or prevented planting.
Reported Acres	34	9(06)V9(02)	Nearest tenth	Number of acres reported.
Total Guarantee	35	9(08)V9(02)	Nearest whole pound or bushel	Total guaranteed yield for the current acreage line (Type 11) after any reduction for late or prevented planting.
Price Election Amount	36	9(04)V9(04)	None	CRC Base Price reported.
Insured Share	38	9(01)V9(03)	None	Insured Share reported.
Liability	39	9(10)	Nearest whole dollar	Total Guarantee for the crop, taking into account the insured's elected coverage level and share in the acreage after any reduction for late or prevented planting.
Premium Guarantee Per Acre	Internal	9(08)V9(02)	Nearest whole pound or nearest tenth for other units of measure.	Guaranteed yield per acre without any late or prevented planting reductions. It is used as the basis for premium calculation.
Premium Guarantee	Internal	9(08)V9(02)	Nearest tenth for barrels or tons, nearest whole number for all other units of measure.	Total guaranteed yield for the current acreage line (Type 11) without any late or prevented planting reductions. Used for the premium calculation.
Premium Liability	Internal	9(10)	Nearest Whole Dollar	Dollar value of the insurance protection for the crop, taking into account the insured's elected coverage levels and share in the acreage without any yield reductions due to late or prevented planting. Used for the premium calculations.

Type 11 - Crop Revenue Coverage/Liability/Producer Prem Calculations

Edit Description

Current Year Reference Yield	Internal	9(05)V9(02)	None	Reference yield from ADM 1C.
Current Year Yield Ratio	Internal	9(07)V9(02)	Round to hundredth	Approved yield divided by the current year reference yield, CUP at 0.50 and CAP at 1.50.
Current Year Exponent	Internal	9(02)V9(03)	None	The power (exponent ADM 1C) that yield ratio is raised in calculation of current year's uncapped base premium rate.
Current Year Reference Rate	Internal	9(01)V9(03)	None	Reference rate from ADM 1C used in the calculation of current year's continuous rating base rate.
Current Year Fixed Rate Load	Internal	9(01)V9(03)	None	Fixed rate load from ADM 1C used in the calculation of current year's continuous rating base rate.
Current Year's Continuous Rating Base Rate	Internal	V9(08)	Round to 8 decimal places, including each interim step.	The result of current year's yield ratio, exponent, reference rate and fixed rate load.
Yield Span Base Rate	Internal	9(01)V9(03)	None	Yield span base rate from ADM 1C used to calculate capped yield span base rate.
Capped Yield Span Base Rate	Internal	V9(08)	Round to 8 decimal places, including each interim step.	Yield span base rate capped at 1.20. If the chosen county has no prior year yield and rate elements, this calculation will equal .999.
Prior Year Reference Yield	Internal	9(05)V9(02)	None	Prior year reference yield from ADM 1C.
Prior Year Yield Ratio	Internal	9(07)V9(02)	Round to hundredth.	Approved yield divided by the prior year reference yield.
Prior Year Exponent	Internal	9(02)V9(03)	None	The power (exponent ADM 1C) that prior year yield ratio is raised in calculation of prior year's continuous rating base rate.
Prior Year Reference Rate	Internal	9(01)V9(03)	None	Prior year reference rate from ADM 1C used in the calculation of prior year's continuous rating base rate.
Prior Year Fixed Rate Load	Internal	9(01)V9(03)	None	Prior year fixed rate load from ADM 1C used in the calculation of prior year's continuous rating base rate.
Prior Year's Continuous Rating Base Rate	Internal	V9(08)	Round to 8 decimal places.	The result of prior year yield ratio, exponent, reference rate, and fixed rate load.
Preliminary Base Rate	43	V9(08)	Round to 8 decimal places.	The lower of current year's continuous rating base rate, capped yield span base rate, or prior year's continuous rating base rate.

Type 11 - Crop Revenue Coverage/Liability/Producer Prem Calculations

Edit Description

Additional Coverage Rate	Internal	9(01)V9(03)	None	If Common Option Codes (field 46) is equal to WA or WB, the endorsement rate from ADM K. If map area (high risk) is not equal to spaces, the high risk rate from ADM F if rate method equal to "A". Add endorsement rate and high risk rate if applicable. Otherwise default is 0.000.
Multiplicative Factor	Internal	9(02)V9(03)	None	If the map area (high risk) is not equal to spaces, the high risk rate from ADM F if rate method equal to "M". If equal to spaces the default is 1.000.
Designated Rate	Internal	9(01)V9(03)	None	If map area (high risk) is not equal to spaces, fixed rate from ADM F used in calculation of adjusted base rate if rate method equal to "F".
Adjusted Base Rate	Internal	V9(08)	Round to 8 decimal places, including each interim step.	Base Premium Rate that has been adjusted for additional coverage and/or high risk.
Coverage Level Rate Differential	Internal	9(01)V9(03)	None	Coverage level rate differential from ADM 2. Used in the calculation of base premium rate.
Base Premium Rate	42	V9(08)	Round to 8 decimal places, including each interim step.	The greater of ((preliminary base rate + additional coverage rate) * multiplicative factor) or designated rate.
Standard Deviation	Internal	V9(08)	Round to 8 decimal places	According to CRC Continuous Rating instructions.
Probability Variable T	Internal	V9(08)	Round to 8 decimal places	Standard Deviation/ (Standard Deviation + 0.33267 * (1-Coverage Level Percent))
T Factor	Internal	V9(08)	Round to 8 decimal places	0.4361836 * Probability Variable T - 0.1201676 * Probability Variable T ** 2 + 0.937298 * Probability Variable T ** 3
Exponential Factor	Internal	V9(08)	Round to 8 decimal places	(2.71828183) ** (-0.5 * ((1 - Coverage Level Percent) / Standard Deviation) ** 2)
CRC Base Rate	Internal	V9(08)	Round to 8 decimal places	0.398924228 * Coverage Level Percent * (1 - Base Premium Rate) * Exponential Factor * T Factor
Yield Risk	Internal	9(04)V9(04)	Nearest Dollar & Cents	Calculated Yield Risk.
CRC Low Price Factor	Internal	9(04)V9(04)	None	CRC Low Price Factor on ADM-C.

Type 11 - Crop Revenue Coverage/Liability/Producer Prem Calculations

Edit Description

Revenue Risk	Internal	9(04)V9(04)	Nearest Dollar & Cents	Calculated Revenue Risk.
CRC High Price Factor	Internal	9(04)V9(04)	None	CRC High Price Factor on ADM-C.
Price Risk	Internal	9(04)V9(04)	Nearest Dollar & Cents	Calculated Price Risk.
Unit Factor(s)	Internal	9(01)V9(03)	None	The option factor from ADM K for OU and BU, ADM WC for EU. For enterprise the basic unit (BU) factor and enterprise unit (EU) factor (Unit Premium Adjustment Factors) will apply.
Optional Coverage Factor(s)	Internal	9(01)V9(03)	None	If Common Option Codes (Field 46) do not equal spaces, the Option Factor from ADM K. If Common Option Codes are spaces, the Option Coverage Factor(s) = 1.000.
Premium Rate Surcharge %	Internal	9(01)V9(02)	None	If the Premium Rate Surcharge Flag (Field 49) is Y, the Premium Rate Surcharge % = 0.05. If the Premium Rate Surcharge Flag equals spaces, the Premium Rate Surcharge % = 0.00.
Total Premium	55	9(10)	Nearest Whole Dollar	Unsubsidized CRC Risk Premium.
Subsidy Factor	Internal	V9(03)	None	Subsidy factor determined using Exhibit 11-11, page 2.
Subsidy	56	9(10)	Nearest Whole Dollar	Amount of Total Premium that is subsidized.
Producer Premium	61	9(10)	Nearest Whole Dollar	Amount of premium charged to the producer (farmer).

YIELD REQUIREMENTS/EDITS

Insurance Plans 12, 40, 50, 51 and 73:

None

Insurance Plans 41 and 46:

Yield must match 15 record for approved yield. Yield edits occur in Type 15 record.

Insurance Plans 10 and 30:

Yield must be on the FCI-35 APH Plan Production Guarantee and will edit with the rate class.

If FCI-2 agreement, no edit if written agreement flag and written agreement number.

Insurance Plan 55:

Yield calculation is FCI-35 yield times Coverage Level Factor less minimum payment.

Yield edit: Yield must be > 0 and $\leq \text{ADM Yield} * \text{Coverage Level Factor}$.

Insurance Plan 70:

Yield must equal FSA Farm Yield, Yield must be > 0 and fall within ADM yield span.

Insurance Plans 42, 44, 45, 84, 86, 90 and 91:

Yield must match Type 15 record for approved yield. Yield edits occur in the Type 15 record. Yield must be > 0 and fall within ADM1 R-Span rate classification.

Insurance Plan 25:

Yield must match 15 record for approved yield. Yield edits occur in Type 15 record.

Unit Premium Adjustment Factor

Revenue Assurance

Basic Unit (Unit Option Code = 'BU')

Unit Premium Adjustment Factor = 1.000

Optional Unit (Unit Option Code = 'OU')

Unit Premium Adjustment Factor = 1.100

Enterprise Unit (Unit Option Code = 'EU') & Whole Farm Unit (Unit Option Code = 'WU')

Unit Premium Adjustment Factor = 1.000

CRC, Limited APH crops in Limited States & Flue Cured Tobacco in North Carolina

Enterprise Unit (Unit Option Code = 'EU')

Enterprise Units are offered for CRC, limited APH crops in limited states and Flue Cured Tobacco (0229) in North Carolina (plan code 30)

Unit Premium Adjustment Factors are in the Special Provisions on the ADM.

All Other Crops/Insurance Plans

Unit Premium Adjustment Factor must be = 0.000

Whole Farm Discount Factor

All Unit Organizations (Basic, Optional, Enterprise and Whole Farm) must = 1.000

All Other Crops/Insurance Plans

Whole Farm Discount Factor must be = 0.000